



WaterSwitch Control Module — WS1

Specifications –

COMPATIBILITY: The WS1 requires a “sensor” port or wire connection on the irrigation controller. It will work with normally open or normally closed switch requirements. The WS1 can be used in combination with other climatic sensors (rain, freeze, etc.). The power source must be constant (not switched).

POWER REQUIREMENTS: Input voltage – 24 volt AC

WIRE LEADS: 20 AWG x 12 in. (30 cm)

7 leads — 2-sensor, 2-power, 3-switch (normally open/closed)

MATERIALS: ABS plastic case with encapsulated electronics for outdoor operation

DIMENSIONS –

HEIGHT: 2 in. (51 mm) – 3.125 in. (79 mm) including mounting tabs

WIDTH: 2.125 in. (54 mm)

DEPTH: 1.250 in. (32 mm) including knob

WEIGHT: .438 lb. (199 g) — total kit weight includes one #200SS-X sensor

SETTINGS: OFF and 1 (wet) through 4 (dry)

200SS-X Sensor

Specifications –

MATERIALS: ABS plastic caps with stainless steel body over a hydrophilic fabric covered granular matrix with embedded stainless steel electrodes.

DIMENSIONS –

DIAMETER: .875 in. (22 mm)

LENGTH: 3.00 in. (76 mm)

WIRE LEADS: 20AWG x 6 in. (15 cm) – 2 leads

WARRANTY: One year

ORDERING INFORMATION: **Catalog #WS1 – WaterSwitch** includes one WS1 module, one 200SS-X sensor, two waterproof wire connectors and instructions in a clear plastic display package.

The WaterSwitch is a very affordable method of making a conventional irrigation controller “SMART”. The system will prevent irrigation cycles when the soil moisture is wetter than the adjustable set point. Scheduling adjustments can be made at the controller for other irrigation zones to accommodate their individual watering needs. Four set points allow for variations in plant and soil type.


Features:

- **Makes existing controllers “SMART”**
- **Suspends irrigation cycles based on soil moisture status**
- **Easy to install and use**
- **4 position switch for variations in plant demand and soil type**
- **Requires no seasonal adjustments**

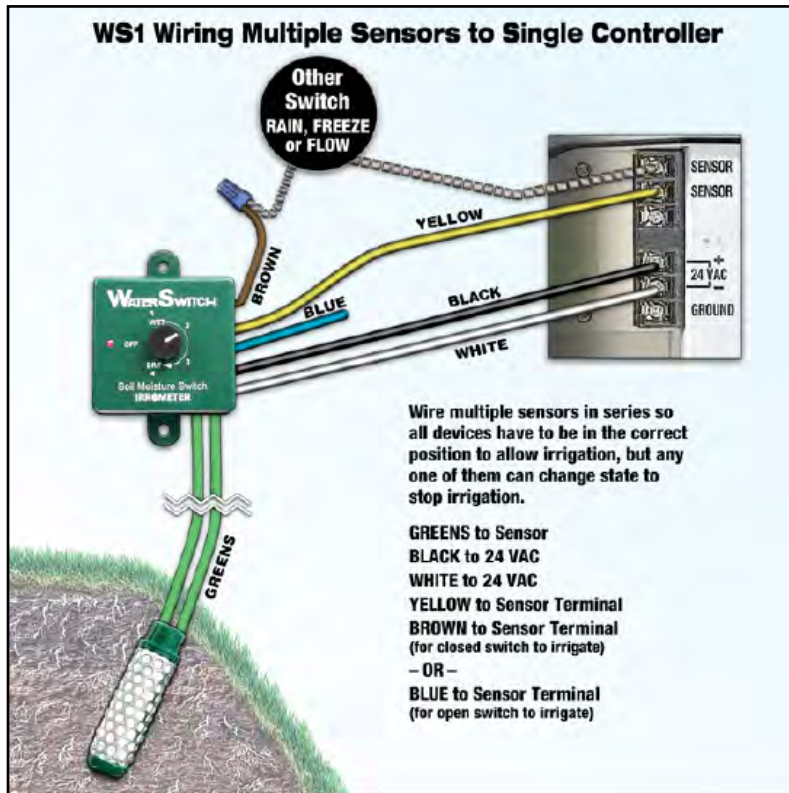

WaterSwitch — WS1

OPERATING PRINCIPLE: The WaterSwitch is a device that works in conjunction with residential type irrigation controllers to suspend irrigation when soil moisture status is appropriate for good plant health. The included WATERMARK soil moisture sensor is placed in the root zone of turf grass and wired to the WS1 electronic module mounted near the irrigation controller. The module reads the sensor hourly and will override all irrigation scheduled by the controller when soil moisture levels are wetter than the set point.

SPECIFICATION INFORMATION: The irrigation system shall incorporate a soil moisture management device designed to work in conjunction with the irrigation controller. The device shall integrate with the irrigation controller via the “sensor” function to suspend irrigation cycles based on soil moisture status. The soil moisture management device shall be comprised of a Granular Matrix Sensor (GMS) and an adjustable electronic control module. The module shall interpret sensor readings and prevent operation of the irrigation controller when soil is wetter than desired thresholds. The module shall have a four position switch to accommodate plant type and soil variances. It shall be the WaterSwitch Control Module – WS1 as manufactured by The IRROMETER Company, Inc. of Riverside, California.



WIRING CONNECTIONS



LANDSCAPE

IRROMETER®

THE IRROMETER COMPANY, INC.

1425 Palmyrita Ave., Riverside, CA 92507

(951) 689-1701 PHONE

(951) 689-3706 FAX

www.IRROMETER.com

sales@IRROMETER.com

Irrigation
 ASSOCIATION™

Bronze Member

